

PLANT HEALTH

Test conducted by:
Cornell University, Dr. Eric B. Nelson

INTRODUCTION AND PROCEDURES

Plots were established on 4/23 in a randomized complete block design with five replications. Bio-inoculation fertilizers were applied at monthly intervals throughout the season at a rate of 10 lb. per 1000 sq. ft. Banner® was applied as a fungicide standard at 2.0 oz. per 1000 sq. ft. Untreated plots served as controls. Visual inspection occurred weekly throughout the season.

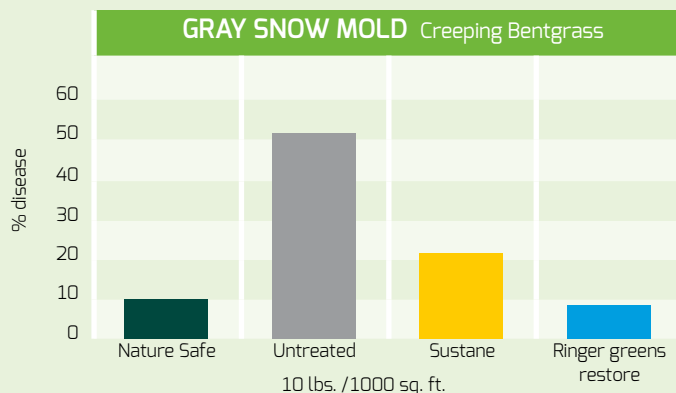
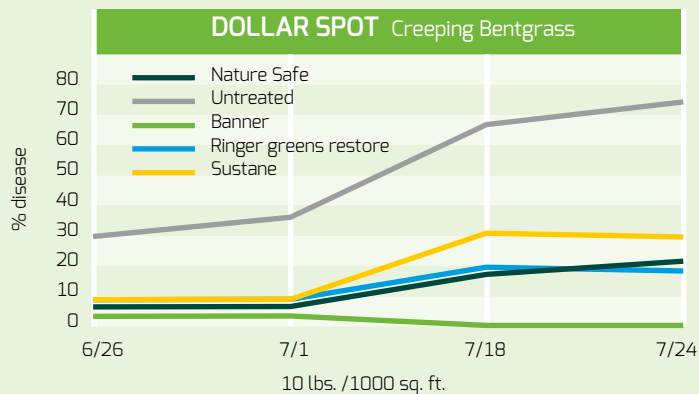
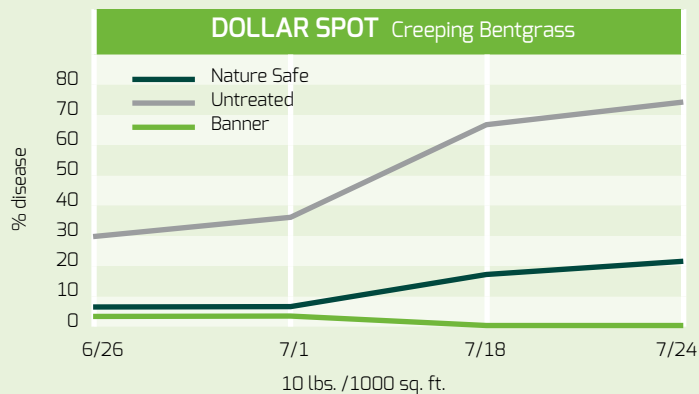
TEST RESULTS

Dollar Spot first became evident on the plot after 6/2. The third week in June, disease incidence in untreated plots began to increase. By the end of July, the number of spots per plot ranged from 7 to 96 among all treatments with Banner-treated plots having less than one spot per plot. Nature Safe showed excellent results. The product continued to last through the end of the epidemic. The test plots showed a 30% - 50% reduction in dollar spot.

Final applications of material prior to dormancy were made on 10/20. Late snow fall and heavy rain delayed the plot reading until 4/28, much later than normal. The gray snow mold plot showed a hindrance in development by 40%.

CONCLUSION

The use of Nature Safe promotes an environment which naturally increases plant vigor helping it to better resist diseases.



Your Choice for Soil and Plant Nutrition

