

# NATURE SAFE® RESEARCH

## UNIVERSITY RESEARCH DATA

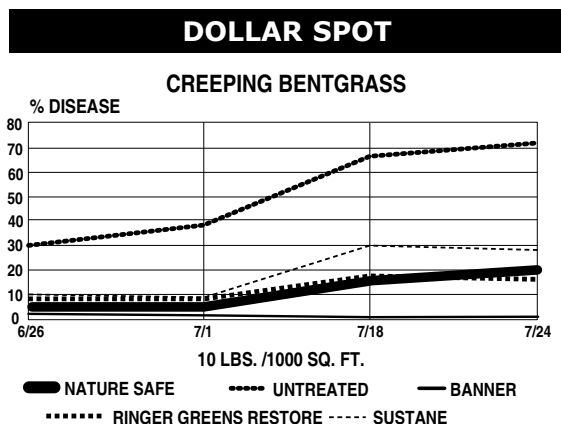
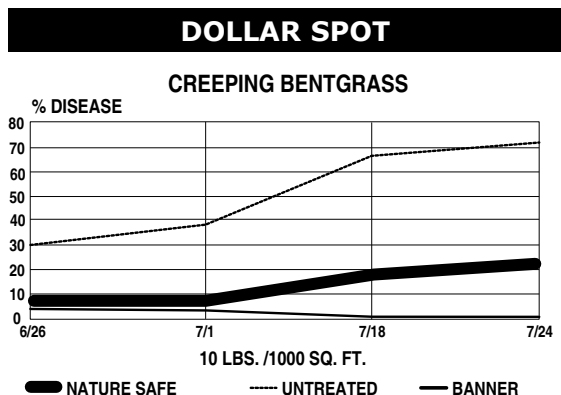
**TITLE: Plant Health**

**TEST CONDUCTED BY: Cornell University, Dr. Eric B. Nelson**

### I. Introduction and Procedures


Plots were established on 4/23 in a randomized complete block design with five replications. Bio-inoculation fertilizers were applied at monthly intervals throughout the season at a rate of 10 lb. per 1000 sq. ft. Banner® was applied as a fungicide standard at 2.0 oz. per 1000 sq. ft. Untreated plots served as controls. Visual inspection occurred weekly throughout the season.

### II. Test Results



Dollar Spot first became evident on the plot after 6/2. The third week in June, disease incidence in untreated plots began to increase. By the end of July, the number of spots per plot ranged from 7 to 96 among all treatments with Banner-treated plots having less than one spot per plot. Nature Safe showed excellent results. The product continued to last through the end of the epidemic. The test plots showed a 30% - 50% reduction in dollar spot.

Final applications of material prior to dormancy were made on 10/20. Late snow fall and heavy rain delayed the plot reading until 4/28, much later than normal. The gray snow mold plot showed a hindrance in development by 40%.



### III. Conclusion

The use of Nature Safe promotes an environment which naturally increases plant vigor helping it to better resist diseases.